



*Grade Level: Grade 1*

*Title:*

## **Rocks & Church Roles**

*Denomination: Catholic*

*Lesson ID: ES-G1-01-CA*

**Contact Info:**

Exploring the World, Discovering God (EWDG)  
Institute for Theological Encounter with Science & Technology (ITEST)  
20 Archbishop May Drive, Suite 3400A  
St. Louis, MO 63119

EWDG email: [EWDG-Info@creationlens.org](mailto:EWDG-Info@creationlens.org)

EWDG web site: [www.creationlens.org](http://www.creationlens.org)



ITEST web site: [www.faithscience.org](http://www.faithscience.org)

Ph: 314.792.7220

***Note: Web sites referenced in this lesson were valid at time of publication.***

Copyright by Exploring the World, Discovering God (EWDG), a pilot program of Institute for Theological Encounter with Science & Technology (ITEST). All rights reserved. The contents, or parts thereof, i.e., lessons/modules, may be reproduced for classroom educational use only. Any reprinting or reproducing for the purpose of sale is prohibited, and if done, party is subject to all legal sanctions.

© ITEST © EWDG



## EARTH SCIENCE MODULE– GRADE ONE - CATHOLIC LESSON 1: The Earth's Rocks and Church Family Roles

**GENERAL CONCEPT:** The Characteristics of Rocks

### SCIENCE LESSON CONCEPT

Rocks can be classified by shape, color and texture.

### GOAL OF SCIENCE LESSON:

1. Student will be able to sort rocks by shape, color and texture.
2. Student will be able to compare and contrast them.

### OUTCOME EXPECTED

Student will be able to recognize the different layers in a rock and appreciate the complexity of an ordinary rock.

### MATERIALS NEEDED

- A variety of rocks in different sizes, colors and textures

### RELIGION LESSON CONCEPT

Our parish and church family can be classified by our roles.

### GOAL OF RELIGION LESSON

1. Student will be able to sort and classify the groups of our parish family in order from top to bottom.
2. Student will be able to compare and contrast them by their jobs.

### OUTCOME EXPECTED

Student will understand that the parish church has many layers of contributors to make up one church – ex. layers of a rock

### MATERIALS NEEDED

- Chart paper

- A jar large enough to hold rocks, stones, sand and soil
- Sand
- Stones
- Soil
- Science Journal Page: ROCKS

#### SCIENCE METHODOLOGY

- **CLASSIFY** the rocks by size: largest to smallest.
- **CLASSIFY** the rocks by color.
- **CLASSIFY** the rocks by texture: smoothest to roughest.
- **STUDENT** will enter their observations on the Science Journal Page: ROCKS: Size, Shape, and Feel.
- **SHOW** the jar to the student.
- **ADD** soil, sand, and soil in layers.
- **TELL** the student that this is how a rock is made. Over the years, great pressure pushes down on the sand, stones, and soil compressing them and making them hard.

- **ASK** the student to look for layers.
- Parish Directory
- Story about Jesus changing Simon's name.
- Rocks of various sizes, shapes, and textures.

#### RELIGION METHODOLOGY

- **TALK** about who is in the parish: pastor, associate pastor (also called Parochial Vicars), deacons DRE, CRE, principal, parish council, Scout leaders. Add other parish leaders: Extraordinary Eucharistic Ministers, lectors, ushers. **WRITE** names clearly on the board.
- **ASK:** Who is the pastor? What does he do?
- **ASK:** Who are the other priests? What do they do?
- **GO** through the list of people the children should know.
- **ASK:** Who is the boss - the person in charge in the parish?
- **ASK:** Why?

- **HAVE** the record (draw) a layered rock on the Science Journal Page.
- **SHOW** the rocks again.
- **ASK** the students to look for layers in the rocks.
- **HAVE** the student record (draw) a layered rock on the Science Journal Page.
- **ADDITIONAL ACTIVITY:** Have the students mix the ingredients for chocolate chip cookies (remind them that large rocks are made up of smaller rocks, minerals, dirt) Add liquid and heat – water and oven temperature to get rocks. Share the chocolate chip cookies.
- **ADDITIONAL ACTIVITY:** Have the students bring in several rocks to sort and classify with the teacher-provided rock collections.

- **READ** the story of Jesus changing Simon's name.
- **USE** the rock
- **ASK:** Why did Jesus use the name PETER – the rock- as Simon's new name? How is a ROCK a good place on which to build a church?
- **TELL** the student that each Pope has received the power that Jesus gave to Peter. Mention that we have had over 250 Popes since Peter.
- **TELL** the student that the PASTOR receives his power from the Bishop who is a descendent of the Apostles.
- **PRAY** for all the groups of people who form our church.
- **POSIT** – Our Church (Parish) Family has many layers that makes up one solid rock.

## RESOURCES, LINKS AND COMPUTER LESSONS

### Science Links

(Student and Teacher) Free handouts and lessons on natural resources. This site features a close-up view of minerals.

<http://www.mii.org>

(Student) Movie and quiz showing layers of soil. Trial (14 day) membership is offered to teachers.

<http://brainpopit.com/science.land/soil>

(Teacher) Source of terminology

<http://www.rocksforkids.com/RFK/identification.html>

(Student and Teacher or Student and Parent) Kid friendly article on rocks, minerals and gems.

[http://www.worldalmanacforkids.com/WAKI-ViewArticle.aspx?pin=wak-026002&article\\_id=532&chapter\\_id=12&chapter\\_title=Science&article\\_title=Minerals, Rocks, and Gems](http://www.worldalmanacforkids.com/WAKI-ViewArticle.aspx?pin=wak-026002&article_id=532&chapter_id=12&chapter_title=Science&article_title=Minerals,_Rocks,_and_Gems)

(Teacher) search “layered rock” for more information.

### Religious Links

(Teacher) Click on Saints in Alphabetical Order  
Printable coloring page of Sts. Peter and Paul.

<http://www.coloringsaints.com>

(Teacher) Explanation and chart of Catholic Church Hierarchy.

<http://www.bible.ca/catholic-church-hierarchy-organization.htm>

(Teacher) Catechism of the Catholic Church – hierarchy

<http://www.vatican.va/archive/catechism/p123a9p4.htm>

**KEY WORDS**  
**EARTH SCIENCE – LESSON 1 – GRADE ONE - CA**



**ROCK**  
**CLASSIFY**  
**SHAPE**  
**COLOR**  
**SIZE**  
**LAYER**  
**TEXTURE**



**CHURCH**  
**ROLE**  
**PETER**  
**POPE**  
**MEMBERS**  
**PRIEST**  
**BISHOP**  
**PASTOR**

**KEY WORDS**  
**EARTH SCIENCE – LESSON 1 – GRADE ONE - CA**



**ROCK**

**CLASSIFY**

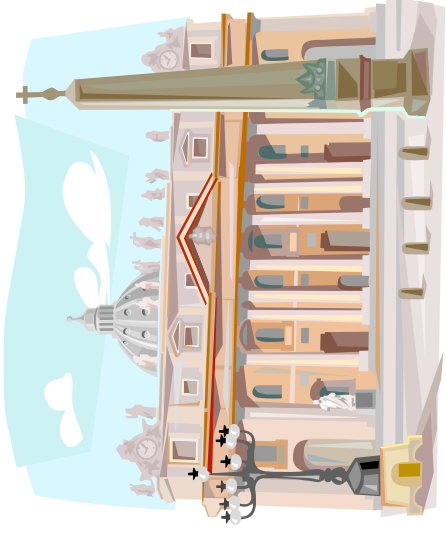
**SHAPE**

**COLOR**

**SIZE**

**LAYER**

**TEXTURE**



**CHURCH**

**ROLE**

**PETER**

**POPE**

**MEMBERS**

**PRIEST**

**BISHOP**

**PASTOR**